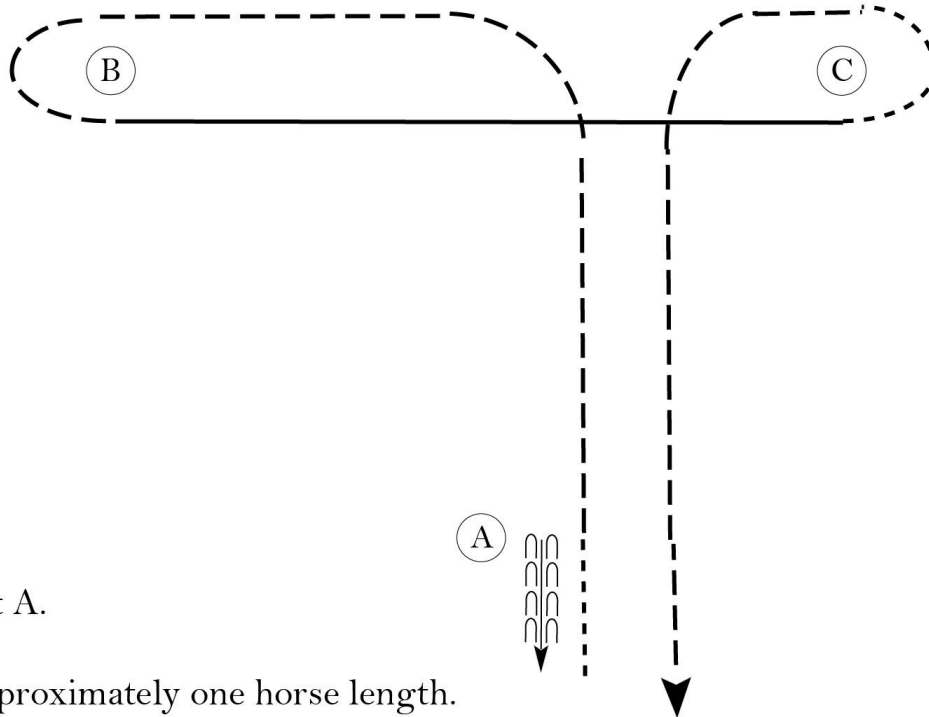


ISHSA Spring Double Point Show

ISHSA English Equitation (13 & Under)

Show Date: 04-06-2019



Be ready at A.

1. Back approximately one horse length.
2. Walk to A.
3. Trot on the left diagonal to top of pattern.
4. Change diagonal and trot on the right diagonal trot to and around B.
5. Canter on the right lead to C.
6. Walk around C.
7. Trot on the right diagonal until even with A.
8. Continue to trot and trot to exit.

Follow the instructions of your ring steward.

Walk
Trot	-----
Extended Trot	- - - - -
Canter	—————
Leg Yield	
Lead Change	↘ ↙
Back	← ← ← ← ←
Marker	ⓑ
Sidepass	← - - - - ←
Hand Gallop	—————

[HSE/1-70]

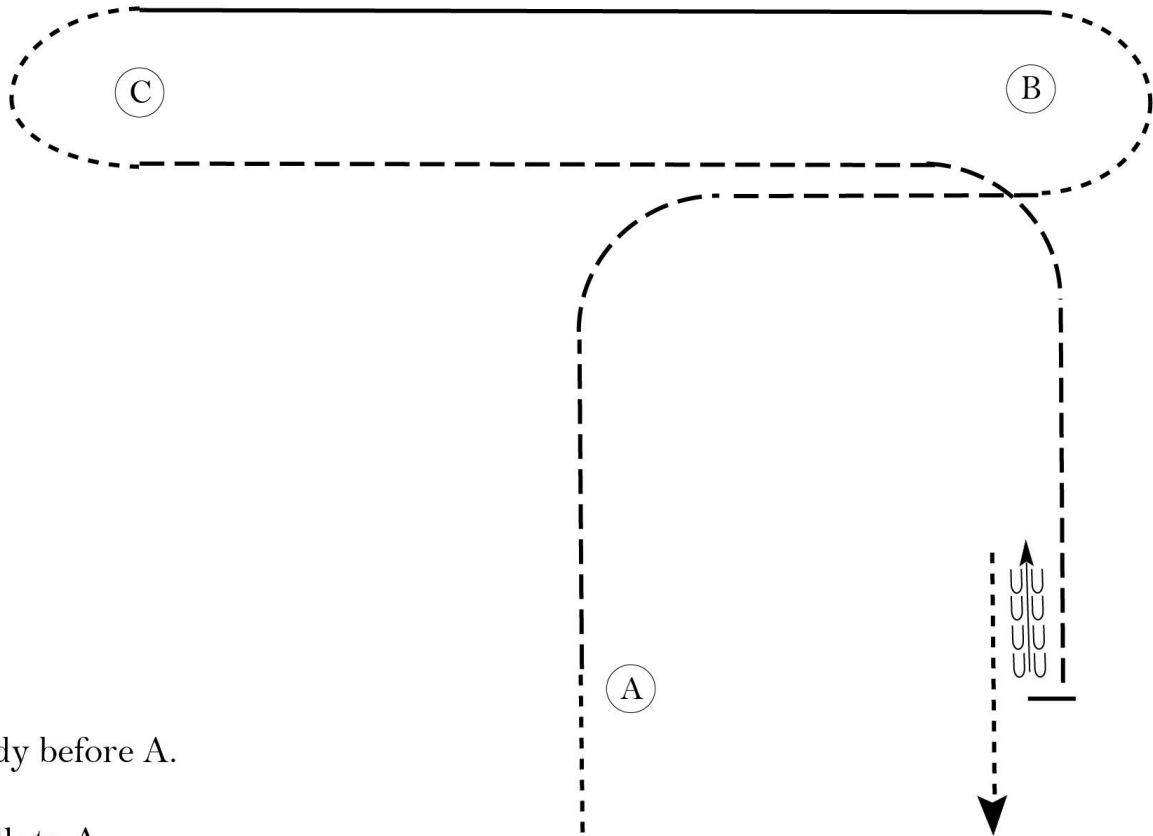
Pattern Provided by:

The Judges

ISHSA Spring Double Point Show

ISHSA English Equitation (14 to 18, 19 & 49, and 50 & Over)

Show Date: 04-06-2019



Be ready before A.

1. Walk to A.
2. Trot on the left diagonal up the center of pattern and to B.
3. Walk around B.
4. Canter on the left lead to C.
5. Walk around C.
6. Posting trot on the left diagonal toward B.
7. Continue the trot until even with A.
8. Stop and back approximately one horse length.

Follow the instructions of your ring steward.

Walk
Trot	-----
Extended Trot	-----
Canter	—————
Leg Yield	
Lead Change	///
Back	←←←
Marker	ⓑ
Sidepass	←←←
Hand Gallop	-----

[HSE/1-71]

Pattern Provided by:

The Judges

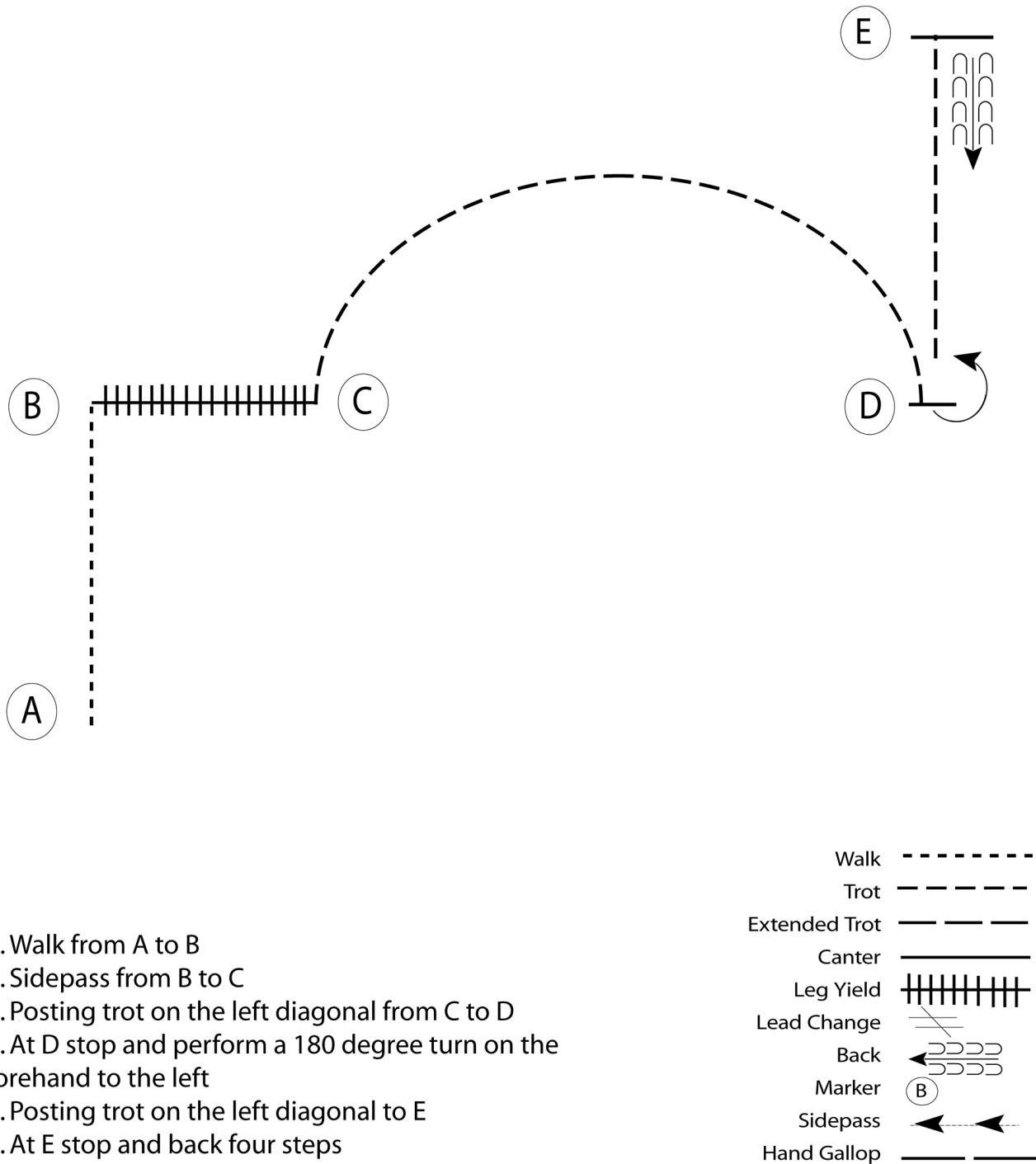
ISHSA Spring Double Point Show

ISHSA English Equitation (ISHSA W/T LTD)

Show Date: 04-06-2019

w w w . H o r s e S h o w P a t t e r n s . c o m

w w w . H o r s e S h o w P a t t e r n s . c o m



1. Walk from A to B
2. Sidepass from B to C
3. Posting trot on the left diagonal from C to D
4. At D stop and perform a 180 degree turn on the forehand to the left
5. Posting trot on the left diagonal to E
6. At E stop and back four steps

[HSE/2-31]

Pattern Provided by:

The Judges

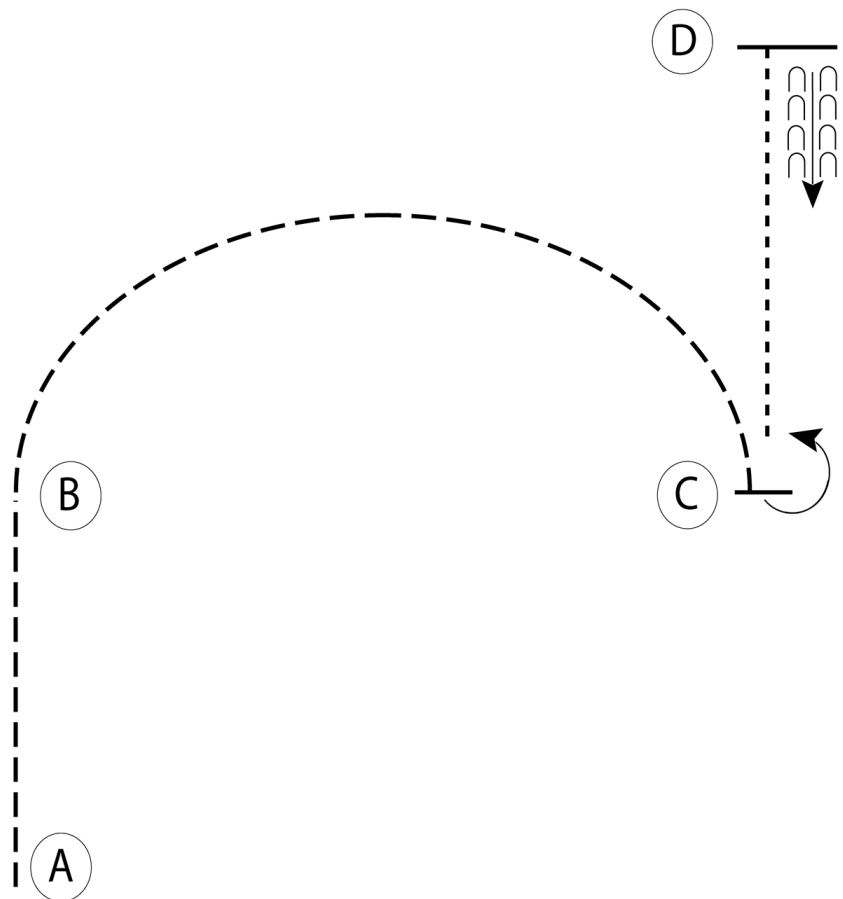
ISHSA Spring Double Point Show

ISHSA English Equitation (11 & Under W/T)

Show Date: 04-06-2019

www.HorseShowPatterns.com

www.HorseShowPatterns.com



Be ready at A.

1. Posting trot on the right diagonal from A to B.
2. Change diagonals at B and posting trot on the left diagonal from B to C.
3. At C stop and perform a 180 degree turn on the forehand to the left.
4. Walk to D.
5. At D, stop and back approximately one horse length.

Follow the instructions of your ring steward.

Walk	-----
Trot	- - - - -
Extended Trot	— — — —
Canter	—————
Leg Yield	
Lead Change	— / —
Back	← C C C C
Marker	ⓑ
Sidepass	← — — — ←
Hand Gallop	— — — —

[HSE/WT-31]

Pattern Provided by:

The Judges

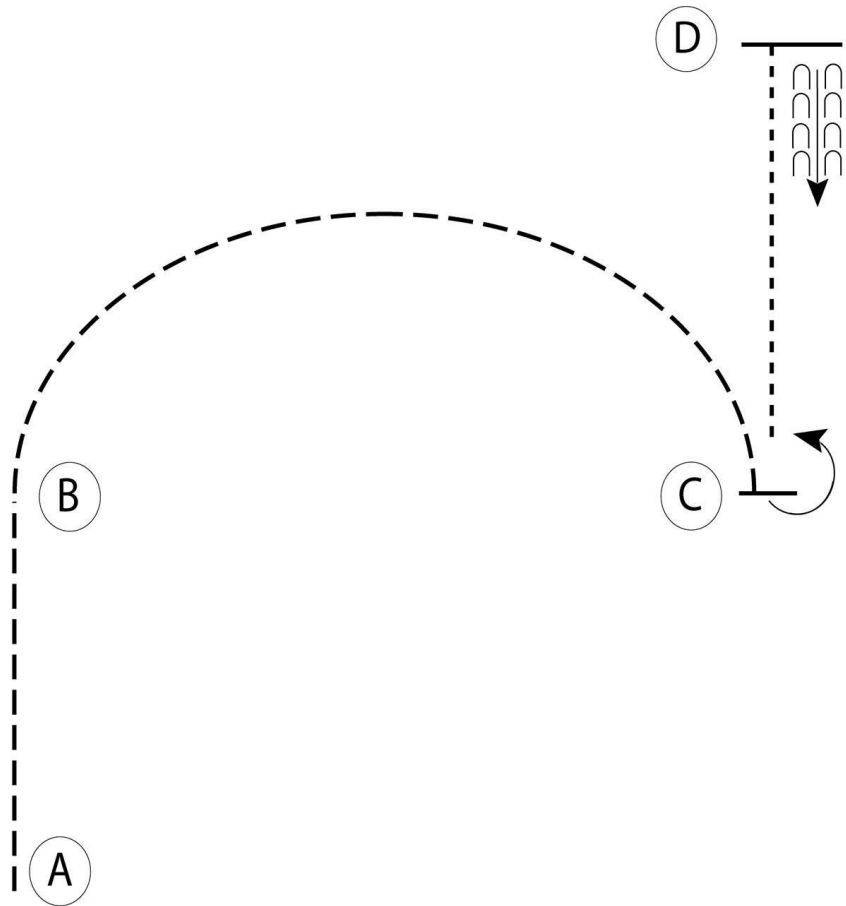
ISHSA Spring Double Point Show

ISHSA English Equitation (Gaited Horse 2-Gait)

Show Date: 04-06-2019

w w w . H o r s e S h o w P a t t e r n s . c o m

w w w . H o r s e S h o w P a t t e r n s . c o m



Be ready at A.

- 1.) First Gait from A to B
- 2.) Second Gait from B to C
- 3.) At C stop and perform a 180 degree turn on the haunches to the left
- 4.) First Gait from C to D
- 5.) At D stop and back approximately one horse length

Follow the instructions of your ring steward.

Walk	-----
Trot	- - - - -
Extended Trot	-----
Canter	-----
Leg Yield	
Lead Change	↙
Back	← c c c c
Marker	Ⓚ
Sidepass	← - - - - →
Hand Gallop	-----

The Judges