



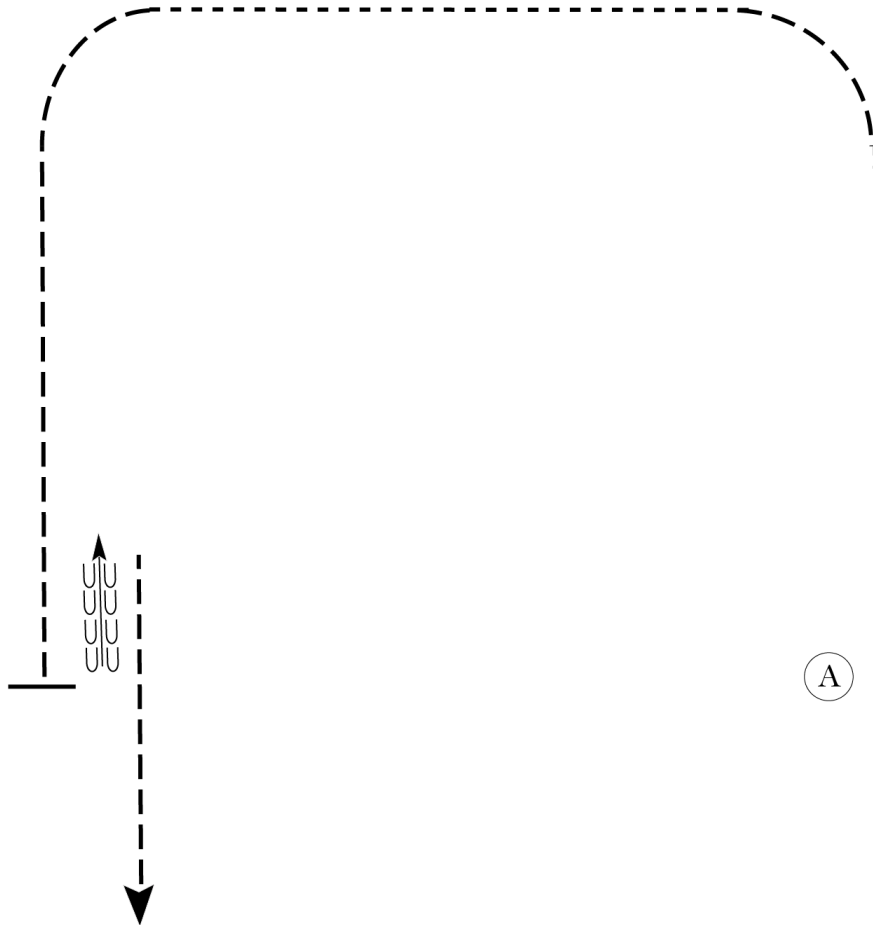
# ISHSA Fall Double Point Show

## Hunt Seat Equitation (PtHA 10 & Under)

Show Date: 09-28-2019

www.HorseShowPatterns.com

www.HorseShowPatterns.com



Be ready at A.

1. Trot on the right diagonal from A and around corner as shown.
2. Walk in a straight line.
3. Sitting trot around corner until even with A.
4. Stop and back approximately one horse length.
5. Exit arena at a trot on the left diagonal.

Walk	-----
Trot	- - - - -
Extended Trot	— — — —
Canter	—————
Leg Yield	
Lead Change	— / —
Back	← ← ← ← ←
Marker	⊙ B
Sidepass	← — — — — →
Hand Gallop	— — — — —

[HSE/WT-76]

Pattern Provided by:  
*The Judges*

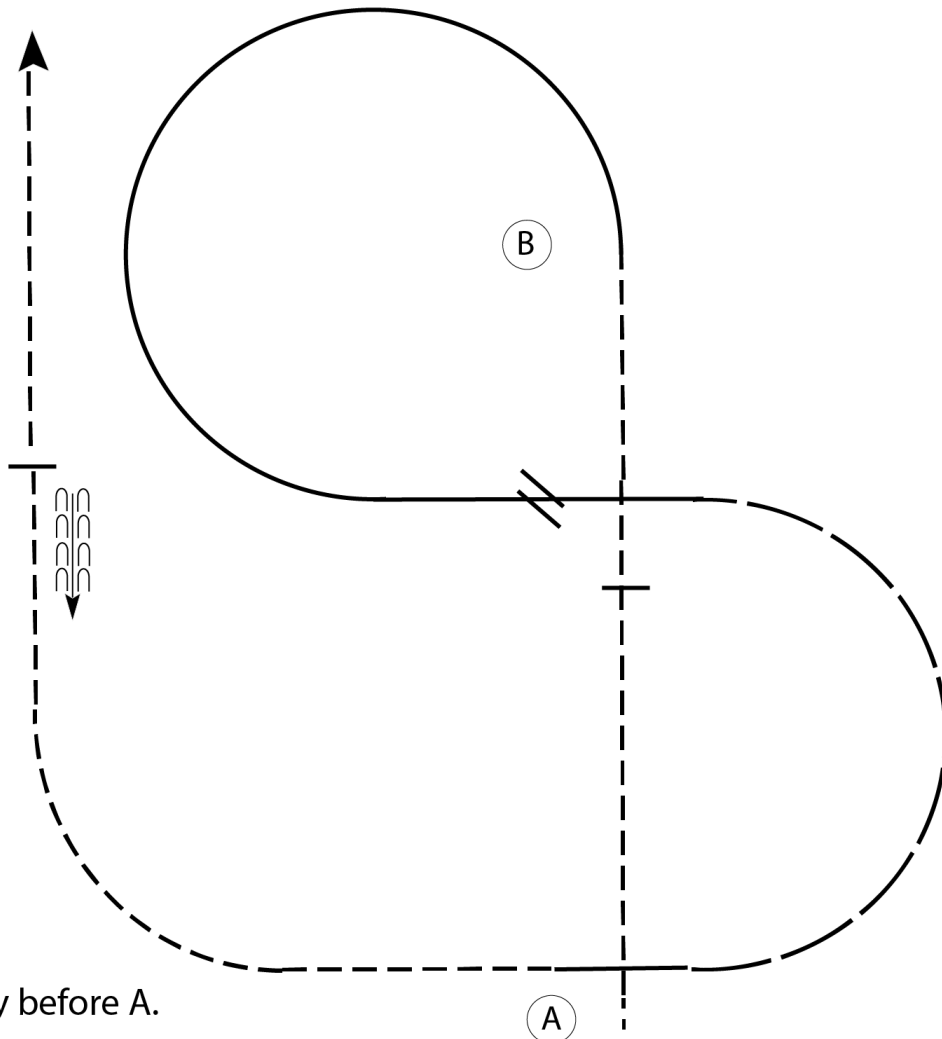
# ISHSA Fall Double Point Show

Hunt Seat Equitation (PtHA -ALL Nov, & All Am, All Yth)

Show Date: 09-28-2019

www.HorseShowPatterns.com

www.HorseShowPatterns.com



Be ready before A.

1. Walk to A. Left diagonal trot halfway to B.
2. Halt for 3 seconds. Right diagonal trot to B.
3. Left lead canter in circle to center of pattern.
4. Change leads. (simple or flying)
5. Right lead canter a few strides then hand gallop in half circle until even with A.
6. Demonstrate a sitting trot for 3-4 strides then trot in a 2 point position around corner and halfway down line.
7. Halt and back approximately one horse length. Sitting trot to exit.

Walk	-----
Trot	- - - - -
Extended Trot	— — — —
Canter	—————
Leg Yield	
Lead Change	— / —
Back	← ← ← ← ←
Marker	⊙
Sidepass	← — — — ←
Hand Gallop	— — — —

[HSE/2-83]

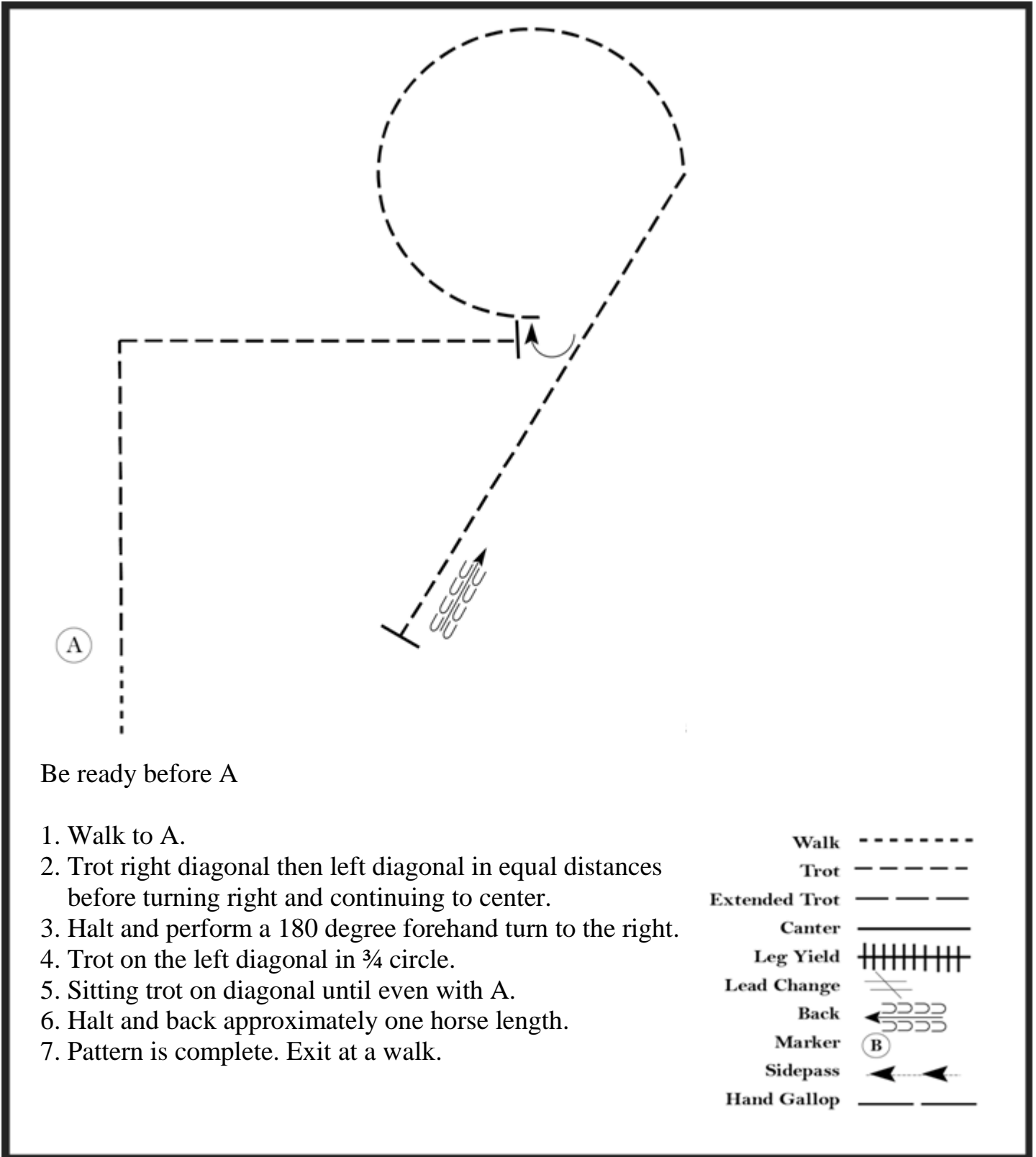
Pattern Provided by:

*The Judges*

# ISHSA Fall Double Point Show

## English Equitation (Walk/Trot LTD)

Show Date: 09-28-2019



Be ready before A

1. Walk to A.
2. Trot right diagonal then left diagonal in equal distances before turning right and continuing to center.
3. Halt and perform a 180 degree forehand turn to the right.
4. Trot on the left diagonal in  $\frac{3}{4}$  circle.
5. Sitting trot on diagonal until even with A.
6. Halt and back approximately one horse length.
7. Pattern is complete. Exit at a walk.

Walk	.....
Trot	- - - - -
Extended Trot	- - - - -
Canter	—————
Leg Yield	
Lead Change	↘ ↙
Back	←←←←←
Marker	ⓑ
Sidepass	← - - - - ←
Hand Gallop	—————

Pattern Provided by:

*The Judges*

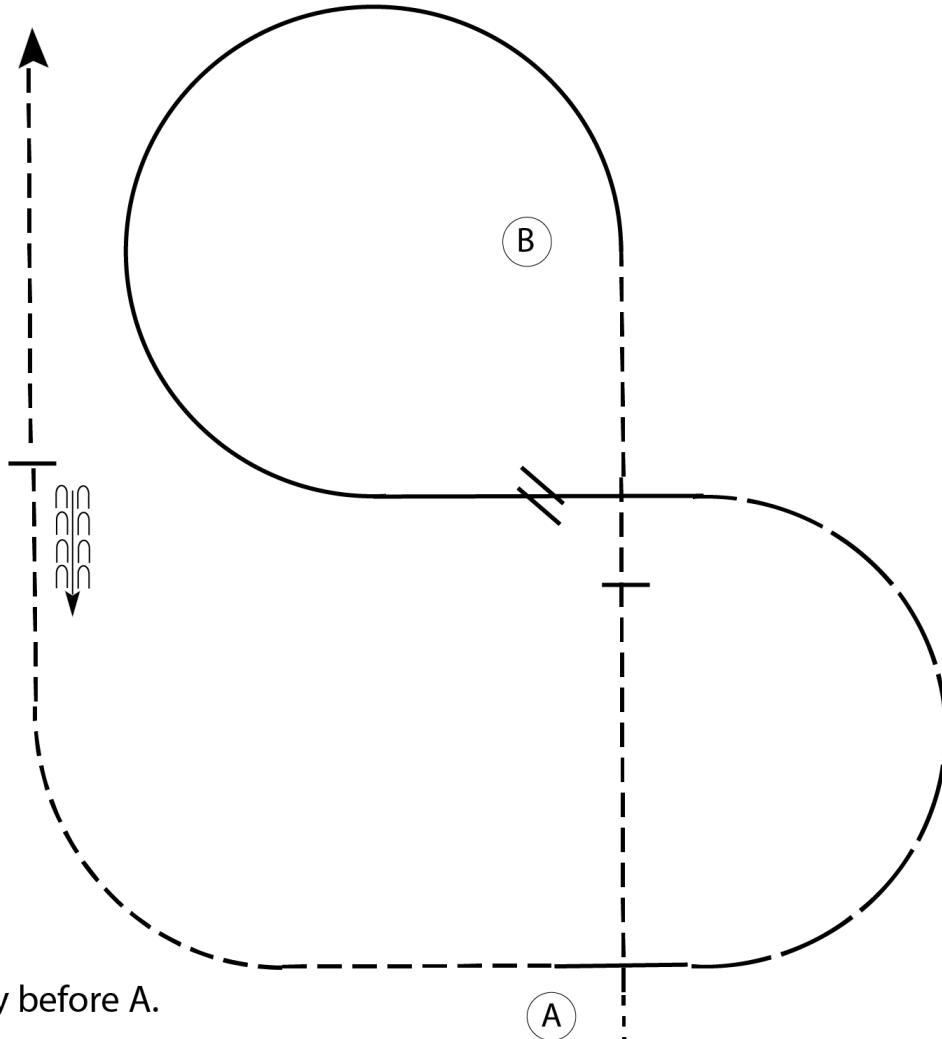
# ISHSA Fall Double Point Show

English Equitation (13 & Under, 14 to 18, 19 to 49, 50 & Over)

Show Date: 09-28-2019

www.HorseShowPatterns.com

www.HorseShowPatterns.com



Be ready before A.

1. Walk to A. Left diagonal trot halfway to B.
2. Halt for 3 seconds. Right diagonal trot to B.
3. Left lead canter in circle to center of pattern.
4. Change leads. (simple or flying)
5. Right lead canter a few strides then hand gallop in half circle until even with A.
6. Demonstrate a sitting trot for 3-4 strides then trot in a 2 point position around corner and halfway down line.
7. Halt and back approximately one horse length. Sitting trot to exit.

Walk	.....
Trot	-----
Extended Trot	-----
Canter	—————
Leg Yield	
Lead Change	///
Back	←←←
Marker	Ⓚ
Sidepass	←←←
Hand Gallop	-----

[HSE/2-83]

Pattern Provided by:

*The Judges*

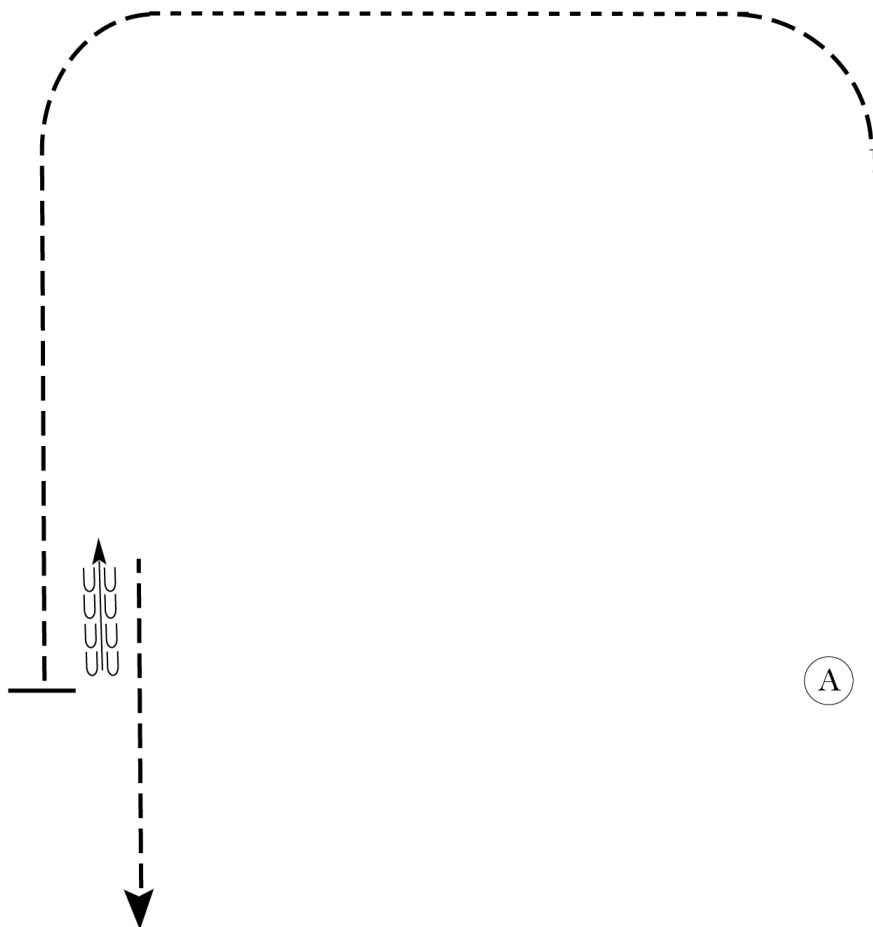
# ISHSA Fall Double Point Show

## English Equitation (11 & Under W/T)

Show Date: 09-28-2019

w w w . H o r s e S h o w P a t t e r n s . c o m

w w w . H o r s e S h o w P a t t e r n s . c o m



Be ready at A.

1. Trot on the right diagonal from A and around corner as shown.
2. Walk in a straight line.
3. Sitting trot around corner until even with A.
4. Stop and back approximately one horse length.
5. Exit arena at a trot on the left diagonal.

Walk	-----
Trot	- - - - -
Extended Trot	— — — —
Canter	—————
Leg Yield	
Lead Change	— / —
Back	← ← ← ←
Marker	Ⓚ
Sidepass	← — — — →
Hand Gallop	— — — —

Pattern Provided by:

*The Judges*

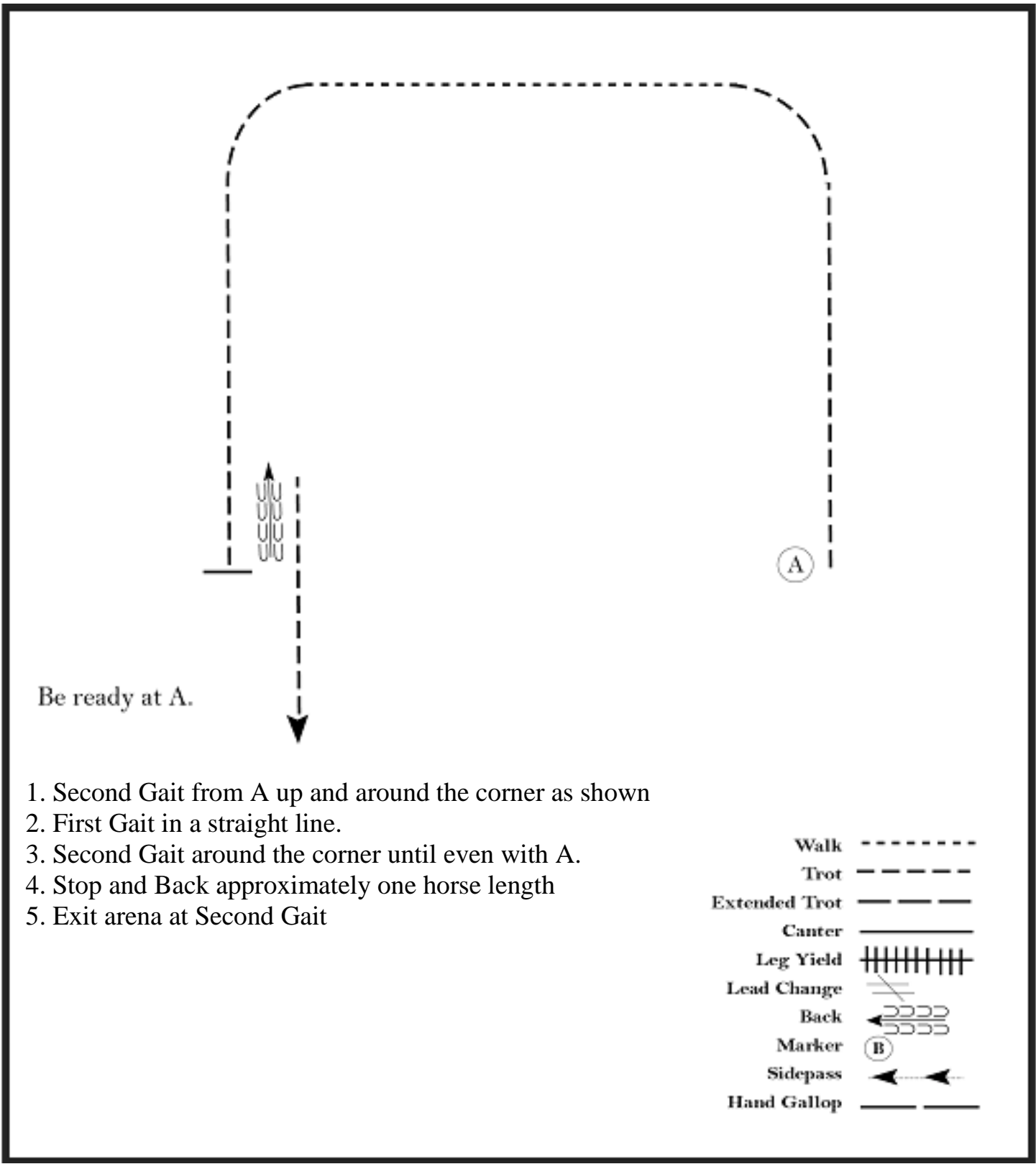
# ISHSA Fall Double Point Show

## English Equitation (Gaited)

Show Date: 09-28-2019

www.HorseShowPatterns.com

www.HorseShowPatterns.com



Be ready at A.

1. Second Gait from A up and around the corner as shown
2. First Gait in a straight line.
3. Second Gait around the corner until even with A.
4. Stop and Back approximately one horse length
5. Exit arena at Second Gait

Walk	.....
Trot	- - - - -
Extended Trot	- - - - -
Canter	—————
Leg Yield	
Lead Change	— / —
Back	← ← ← ← ←
Marker	ⓑ
Sidepass	← ← ← ← ←
Hand Gallop	- - - - -

Pattern Provided by:  
*The Judges*